

SWMS 005: Confined Spaces

Phone: +61 7 33766409
 Fax: +61 7 33766407
 E-mail: info@ecoelectric.com.au
 Web: www.ecoelectric.com.au

Ecoelectric Pty Ltd
 PO Box 218
 Mount Ommaney
 4074, QLD

ABN: 97281356919
 ECL: 70637 ACA: 22068



General Description:

For situations such as entering ceiling or floor cavities, gas pressurized service areas and or service tunnels. Clear access and exit points must be identified with safety observers in place. This activity includes areas such as domestic roof spaces especially if they have foil insulation.

CONTROL METHODS - LICENSING	REQUIREMENTS—PPE	REQUIREMENTS AND NOTES
------------------------------------	-------------------------	-------------------------------

- Scaffolding
- Elevated Work Platform
- Asbestos Class B
- Electrical and Communications
- Rigging or Dogging
- General Construction Safety



- 1 Do not start work until all employees have read and understand the SWMS.
- 2 Do not start work until all of the licensing, PPE and general requirements have been met.

Activity	Hazards	Base Risk	Safety Measures	Final Risk
Setting up the work area.	General public and unforeseen hazards.	8	Barricades, exit and emergency routes, materials handling, location and operation of safety equipment.	5
Preparing for entry.	Trip hazards, sharp edges, gaseous discharge	9	Work should be setup in such a way as to minimize the time spent in the confined space by using apparatus such as tongues and strings. Always avoid entering the confined space if possible. This does not include removing items such as tiles or roof sheeting as this will nearly always reduce their cyclone rating. If the risk is deemed to high then this is acceptable practice but only if hazards such as electricity or fumes cannot be isolated. Always be aware of what may be contained in a confined space before opening it—especially if it is pressurized ie look before you leap and use your head before you begin to crawl.	4
Isolating major hazards.	Live electricity through conductive materials (foil instulation), gaseous fumes, trip hazards, inaccessible crawl spaces, sharp edges and extreme temperatures.	9	Conductive surfaces such as foil insulation require isolation via the service line fuse to ensure that both the consumer mains and all cabling are de energized. If there are medical or other critical systems which must be kept energized in use then a separate risk assessment similar to a live works procedure must be followed.	4

SWMS 005: Confined Spaces

Phone: +61 7 33766409
 Fax: +61 7 33766407
 E-mail: info@ecoelectric.com.au
 Web: www.ecoelectric.com.au

Ecoelectric Pty Ltd
 PO Box 218
 Mount Ommaney
 4074, QLD

ABN: 97281356919
 ECL: 70637 ACA: 22068



General Description:

For situations such as entering ceiling or floor cavities, gas pressurized service areas and or service tunnels. Clear access and exit points must be identified with safety observers in place.

Activity	Hazards	Base Risk	Safety Measures	Final Risk
Entering a space	Live electricity through conductive materials (foil insulation), gaseous fumes, trip hazards, inaccessible crawl spaces, sharp edges and extreme temperatures.	6	Confined space work is always done in pairs. An observer should always be within preferably visual or minimum hearing distance. Observer's should maintain communication with their colleague by enquiring about their progress to ensure that they are ok. Prolonged exposure to extreme Australian summer temperatures does nothing for productivity so be mindful about scheduling work during cooler times if possible. The maximum amount of time a person should be in a roof space during summer without a drink break is 20 minutes.	5
Clearing insulation around light fixtures	Airborne particles, breathing difficulties	4	Whilst many manufacturers maintain that these substances are an irritation we firmly believe that a career's exposure to things such as fibre glass is very bad for your health. Always wear a mask if you will be a space containing fibre glass or loose fill insulation especially if it involves disturbing it.	2

SMWS 005: Confined Spaces

Phone: +61 7 33766409
Fax: +61 7 33766407
E-mail: info@ecoelectric.com.au
Web: www.ecoelectric.com.au

Ecoelectric Pty Ltd
PO Box 218
Mount Ommaney
4074, QLD

ABN: 97281356919
ECL: 70637 ACA: 22068



General Description:

For situations such as entering ceiling or floor cavities, gas pressurized service areas and or service tunnels. Clear access and exit points must be identified with safety observers in place.



Incidents and Review

Any incidents relating to the SWMS must be reported immediately so that the incident can be logged and a review can take place. All work is to be carried out to both the SWMS and any general applicable laws such as the Workplace Health and Safety Act 1995, Electrical Safety Act, Regulation and Code of Practice and any applicable Australian Standard such as AS 3000 and its associated volumes.

Tools and Calibration

Any tools used in the scope of this SWMS must be in good condition and calibrated.

Document Author History

Name	Signature	Date
Jeff Wehl—General Manager		5/9/2009
Jeff Wehl—General Manager		28/7/2010

SWMS 005: Confined Spaces

Phone: +61 7 33766409
Fax: +61 7 33766407
E-mail: info@ecoelectric.com.au
Web: www.ecoelectric.com.au

Ecoelectric Pty Ltd
PO Box 218
Mount Ommaney
4074, QLD


ABN: 97281356919
ECL: 70637 ACA: 22068



General Description:

For situations such as entering ceiling or floor cavities, gas pressurized service areas and or service tunnels. Clear access and exit points must be identified with safety observers in place.

I have read and understand this SWMS

Name	License Type and #	Signature	Date
Jeff Wehl	Contractor—70637, Electrician—55013, Telecommunications—AO22868, Asbestos B—02189755, Forklift—00143036, Blue Card—0323361		

SWMS 005: Confined Spaces

Phone: +61 7 33766409
Fax: +61 7 33766407
E-mail: info@ecoelectric.com.au
Web: www.ecoelectric.com.au

Ecoelectric Pty Ltd
PO Box 218
Mount Ommaney
4074, QLD

ABN: 97281356919
ECL: 70637 ACA: 22068



General Description:

For situations such as entering ceiling or floor cavities, gas pressurized service areas and or service tunnels. Clear access and exit points must be identified with safety observers in place.

I have read and understand this SWMS

Name	License Type and #	Signature	Date